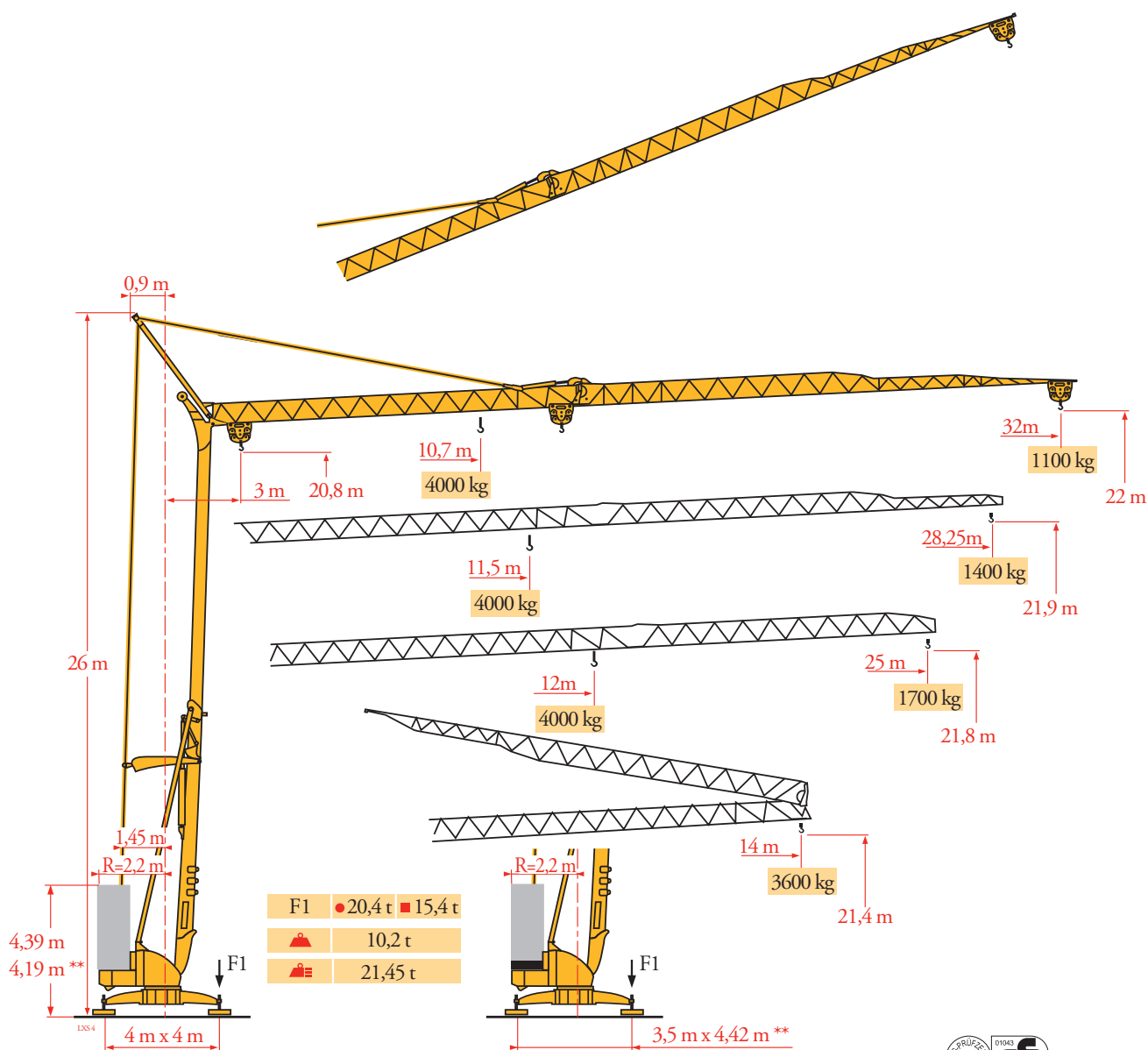
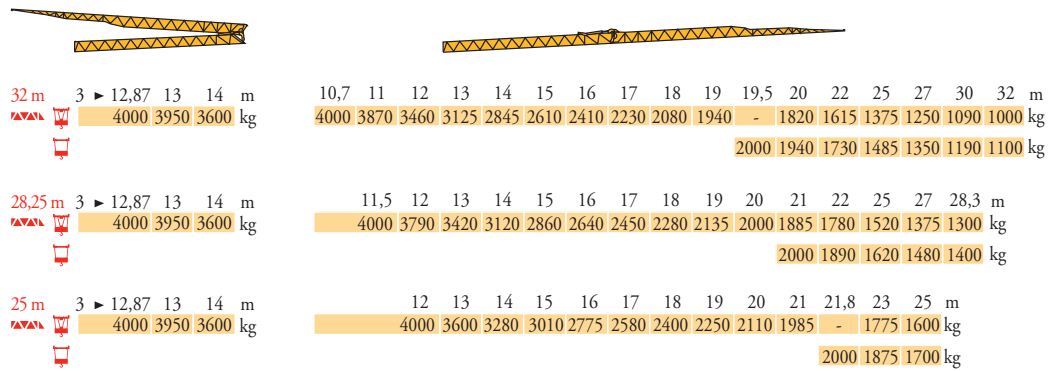


Potain Igo 36



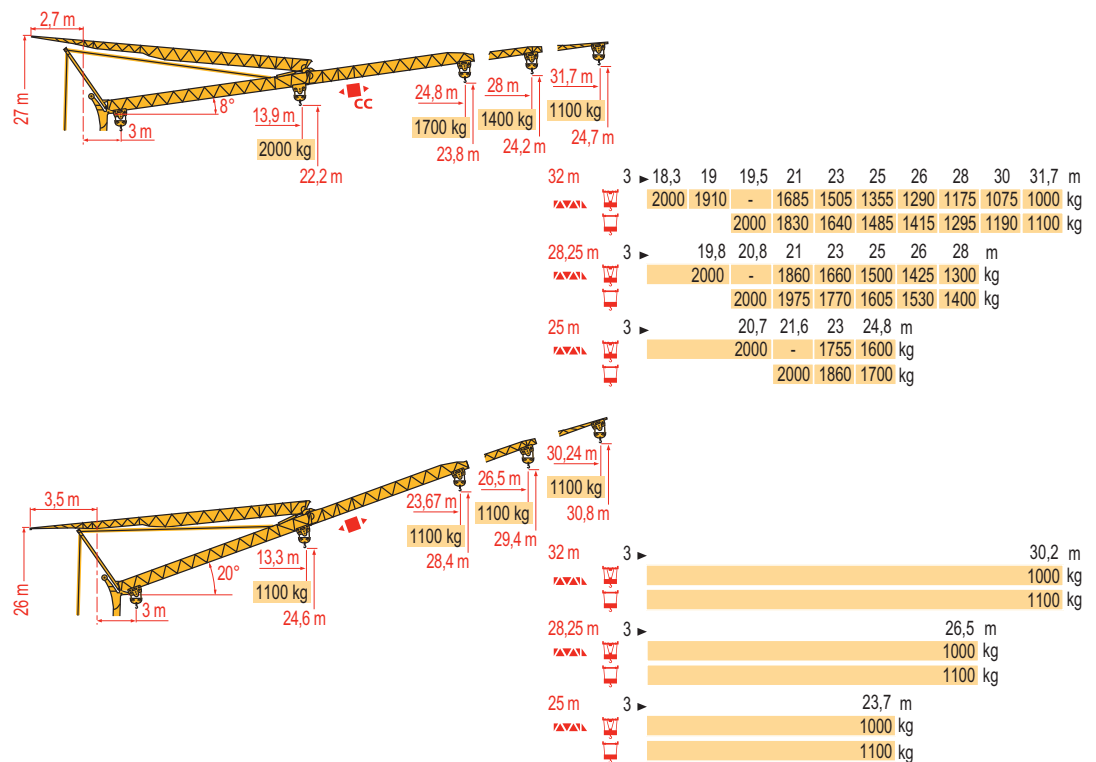
Courbes de charges
Lastkurven
Load diagrams
Curvas de cargas
Curve di carico
Curva de cargas
Диаграммы грузоподъемностей

LXS 3



Flèche relevée
Ausleger in Steilstellung
Luffing jib
Flecha izada
Braccio impennato
Lança inclinada
Маховая стрела

LXS 4



FR

Chariot distributeur
Chariot distributeur et courbes de charges
Réactions en service
Réactions hors service

A vide sans lest (ni train de transport) avec flèche et hauteur maximum

Poids total du lest

DE

Verfahrbare Laufkatze
Verfahrbare Laufkatze und Lastkurven
Reaktionskräfte in Betrieb
Reaktionskräfte außer Betrieb

Ohne Last, Ballast (und Transportachse), mit Maximalausleger und Maximalhöhe

Ballast-Gesamtgewicht.

EN

Traversing trolley
Traversing trolley and load diagrams
Reactions in service
Reactions out of service

Without load, ballast (or transport axles), with maximum jib and maximum height

Gross ballast weight.

ES

Carro distribuidor
Carro distribuidor y curvas de cargas
Reacciones en servicio
Reacciones fuera de servicio

Sin carga, sin lastre, (ni tren de transporte), flecha y altura máxima

Peso total del lastre.

IT

Carrellino distributore
Carrellino distributore e curve di carico
Reazioni in servizio
Reazioni fuori servizio

A vuoto, senza zavorra (ne assali di trasporto) con braccio massimo e altezza massima

Peso totale della zavorra.

PT

Carro distribuidor
Carro distribuidor e curva de cargas
Reacções em serviço
Reacções fora de serviço

Sem carga (nem trem de transporte)- sem lastro com lança e altura máximas

Peso total do lastro.

RU

Грузовая тележка
Грузовая тележка и диаграммы грузоподъемностей
Реакции при работе
Реакции в покое

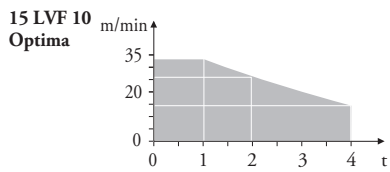
Вес без груза, балласта (или транспортных осей), с максимальной длиной стрелы и максимальной высотой

общий вес груза

Mécanismes
Antriebe
Mechanisms
Mecanismos
Meccanismi
Mecanismos
Механизмы

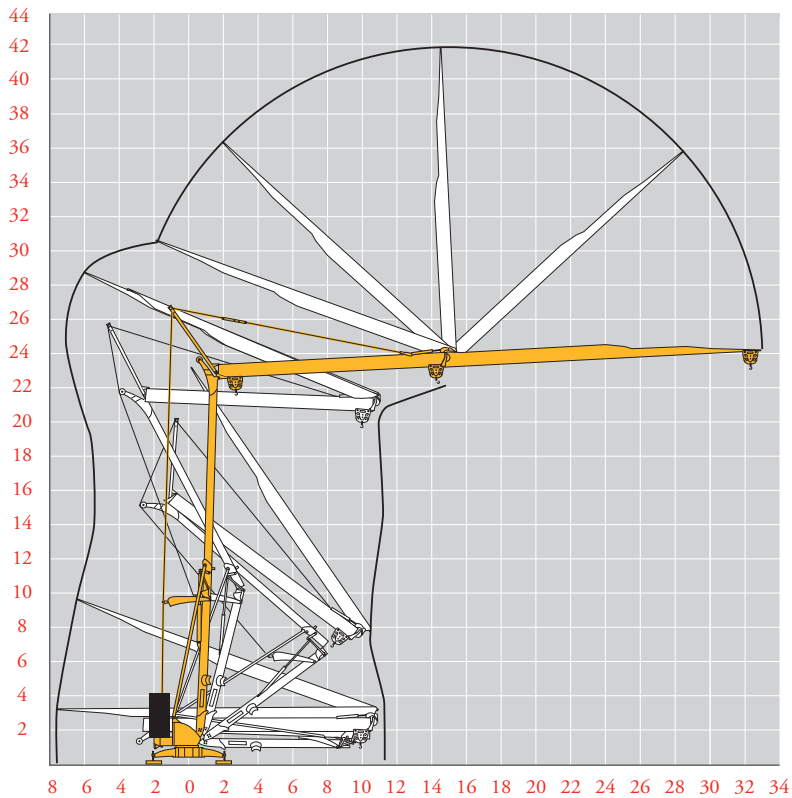
LX5₅

		⚙️					⚙️					ch - PS hp	kW	
⬆️	15 LVF 10 Optima	m/min	3,6	18	30	49	66						15	11
		kg	2000	2000	2000	1100	500							
		m/min	3,6	18	30	54	66	1,8	8,9	15	27	33		
		kg	2000	2000	2000	1000	500	4000	4000	4000	2000	1000		
⬅️	3 DVF5	m/min	19 - 41										3	2,2
⚙️	RVF+41	tr/min U/min rpm	0 → 0,8										4	3
		CEI 38 ⚡ IEC 38	kVA											
		400 V (+6% -10%) 50 Hz										15 LVF 10 : 22 kVA		



Montage
Montage
Erection
Montaje
Montaggio
Montagem
Монтаж

LX3₃



FR
Levage
Distribution
Orientation

DE
Heben
Katzfahren
Schwenken

EN
Hoisting
Trolleying
Slewing

ES
Elevación
Distribución
Orientación

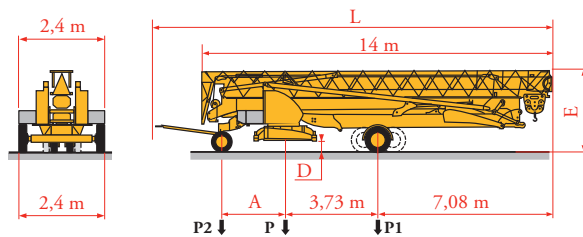
IT
Sollevamento
Distribuzione
Rotazione

PT
Elevação
Distribuição
Rotação

RU
Подъем
Перемещение каретки
Поворот

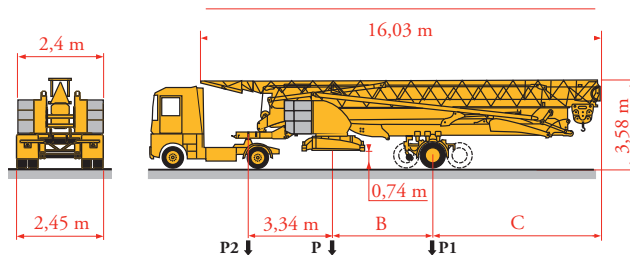
Transport
Transport
Transport
Transporte
Trasporto
Transporte
Транспортировка

LX55



	Km/h	A (m)	D (m)	E (m)	L (m)	P (kg)	P1 (kg)	P2 (kg)
DS62/S120	10	2,35	0,36/0,21	3,2/3,05	15,48	16220	10290	5930
DS61/S125	25	2,45	0,36/0,21	3,2/3,05	15,77	16570	10590	5980

... **



	Km/h	B (m)	C (m)	P (kg)	P1 (kg)	P2 (kg)
SL121/J135	25	3,94	6,87	20685/17485	12760/11980	7925/5500
SL122/J215M	80	4,07	6,74	24955/18555	14398/12867	10557/5688

... **



FR

Transport grue
toute lestée.

**

Voir documentations
techniques.

DE

Krantransport mit voller
Ballastierung.

Siehe technische
Dokumentation.

EN

Transport of crane with
full ballast.

See technical
documentations.

ES

Transporte grúa
completamente lastrada.

Consulte la
documentación técnica.

IT

Trasporto con gru
completamente
zavorrata.

Vedere la documen-
tazione tecnica.

PT

Transporte de grua
totalmente balastrada.

Consultar documen-
tações técnicas.

RU

Перевозка крана с
полным балластом

см. техническую
документацию



Document commercial
non contractuel. Pour
toute information
technique se référer à la
notice correspondante.

Unverbindliches
Vertriebsdokument. Für
technische Informationen,
siehe die entsprechenden
Anweisungen.

This commercial document
is not legally binding. For
any technical information,
please refer to the
corresponding instructions.

Documento commercial
no contractual. Para
cualquier información
técnica, ver la noticia
correspondiente.

Documento commerciale
non vincolante. per tutte
le informazioni tecniche
fare riferimento al
catalogo istruzioni.

Documento comercial não
contratual. Para qualquer
informação técnica
complementar consultar
as respectivas instruções.

Этот коммерческий документ
не является юридически
обязательным. Для получения
технической информации, см.
соответствующие инструкции.

SW-Mietservice
Baumaschinen und Baugeräte

SW-Mietservice GmbH&Co.KG

Herzogstraße 8

49762 Renkenberge

Tel.: 05933-6466880

Fax: 05933-6466881

E-Mail: Info@sw-mietservice.de

Manitowoc

Manitowoc - Americas - World Headquarters

2400 S. 44th Street • Manitowoc • WI 54220 USA

Tel: +1 920 684 4410 • Fax: +1 920 652 9778

Manitowoc - Europe, Middle East & Africa

Ecully, France

18, rue de Charbonnières B.P. 173 • 69132 ECULLY Cedex • FRANCE

Tel: +33 (0)4 72 18 20 20 • Fax: +33 (0)4 72 18 20 00

Manitowoc - Asia Pacific

16F Xu Hui Yuan Building,

1089 Zhongshan No.2 Road (S) • Shanghai 200030 China

Tel: +86 21 6457 0066 • Fax: +86 21 6457 4955