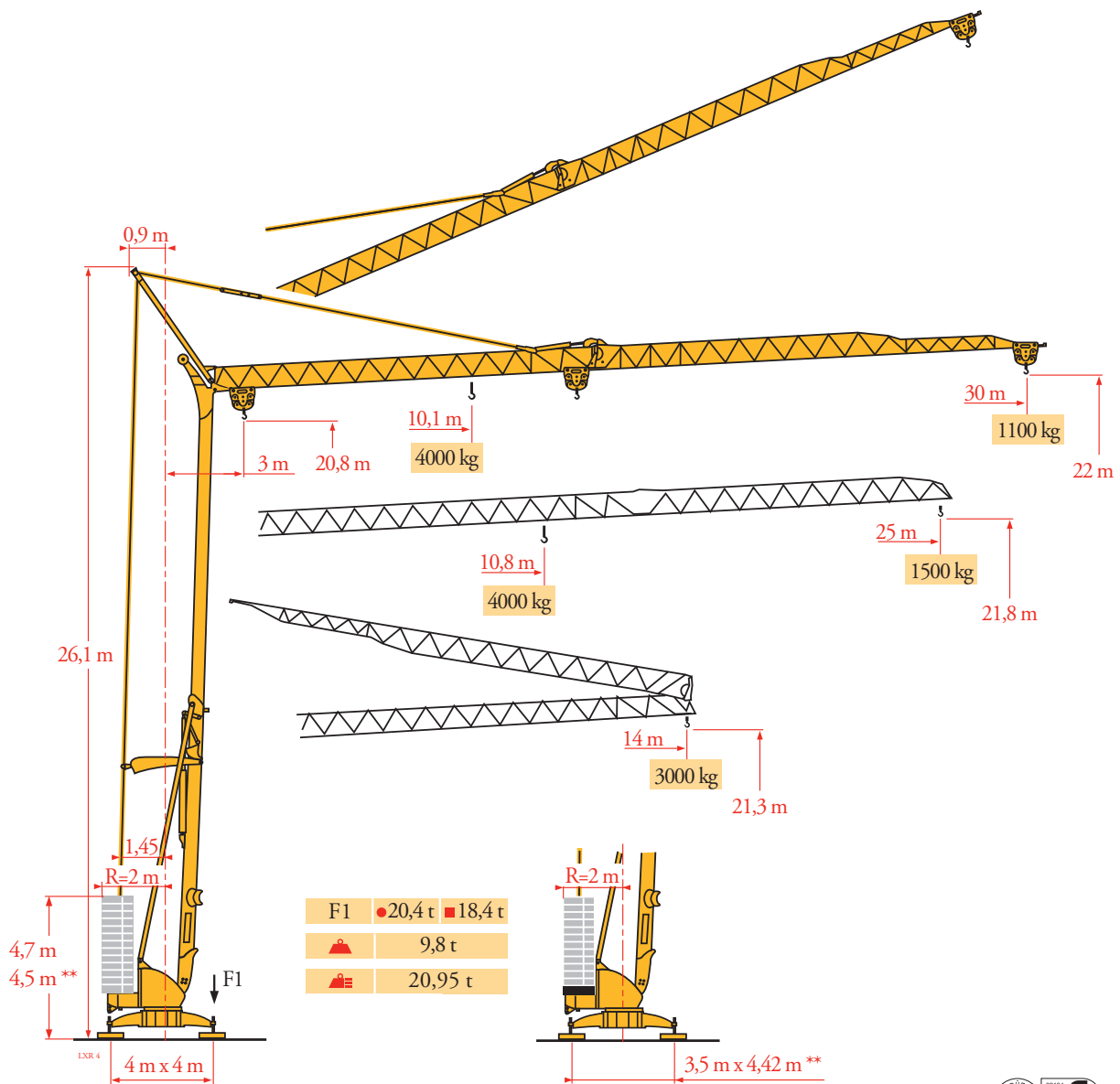
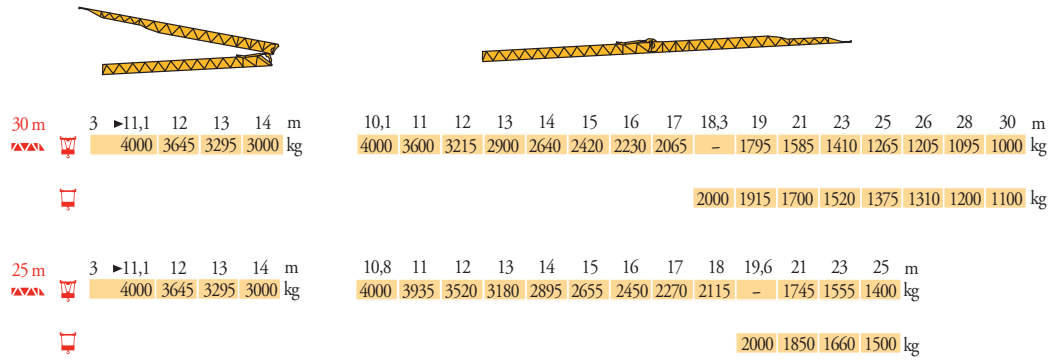


Potain Igo 32



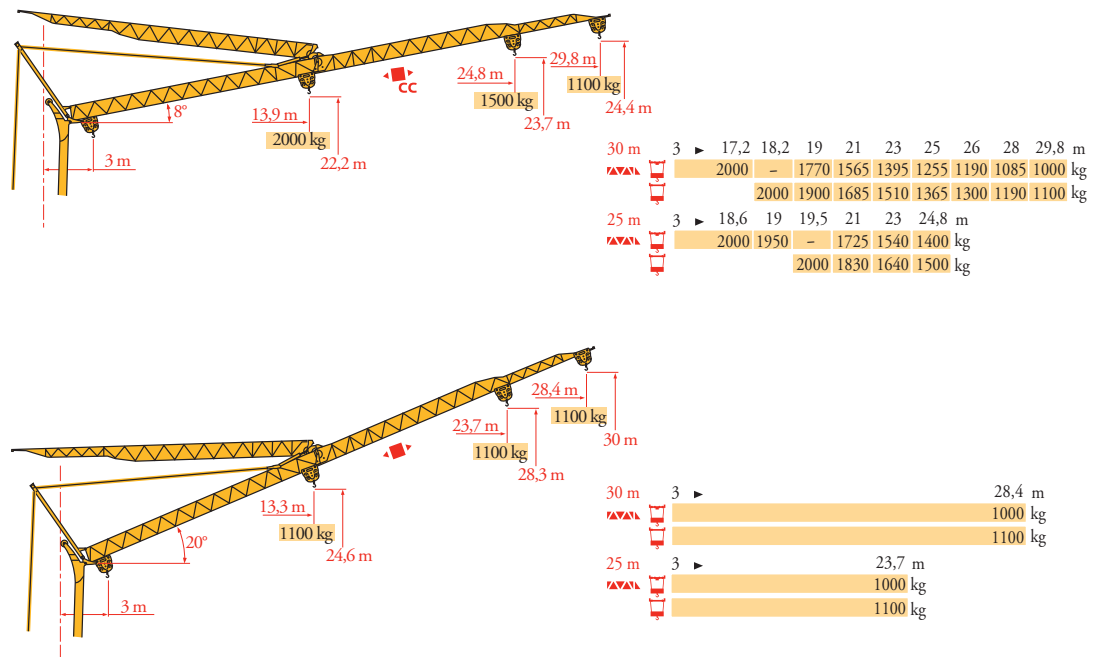
Courbes de charges
Lastkurven
Load diagrams
Curvas de cargas
Curve di carico
Curva de cargas
Диаграммы грузоподъемностей

LXR 3



Flèche relevée
Ausleger in Steilstellung
Luffing jib
Flecha izada
Braccio impennato
Lança inclinada
Маховая стрела

LXR 4



FR
Chariot distributeur
Chariot distributeur et courbes de charges
Réactions en service
Réactions hors service



Avide sans lest (ni train de transport) avec flèche et hauteur maximum



Poids total du lest

DE

Verfahrbare Laufkatze
Verfahrbare Laufkatze und Lastkurven
Reaktionskräfte in Betrieb
Reaktionskräfte außer Betrieb

Ohne Last, Ballast (und Transportachse), mit Maximalausleger und Maximalhöhe

Ballast-Gesamtgewicht.

EN

Traversing trolley
Traversing trolley and load diagrams
Reactions in service
Reactions out of service

Without load, ballast (or transport axes), with maximum jib and maximum height

Gross ballast weight.

ES

Carro distribuidor
Carro distribuidor y curvas de cargas
Reacciones en servicio
Reacciones fuera de servicio

Sin carga, sin lastre, (ni tren de transporte), flecha y altura máxima

Peso total del lastre.

IT

Carrellino distributore
Carrellino distributore e curve di carico
Reazioni in servizio
Reazioni fuori servizio

A vuoto, senza zavorra (ne assai di trasporto) con braccio massimo e altezza massima

Peso totale della zavorra.

PT

Carro distribuidor
Carro distribuidor e curva de cargas
Reações em serviço
Reações fora de serviço

Sem carga (nem trem de transporte) - sem lastro com lança e altura máximas

Peso total do lastro.

RU






Грузовая тележка
Грузовая тележка и диаграммы грузоподъемностей
Реакции при работе
Реакции в покое

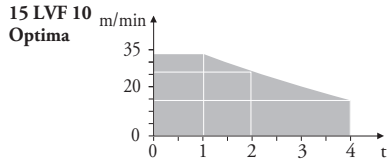
Вес без груза, балласта (или транспортных осей), с максимальной длиной стрелы и максимальной высотой

общий вес груза

Mécanismes
Antriebe
Mechanisms
Mecanismos
Meccanismi
Μεσανισμος
Механизмы

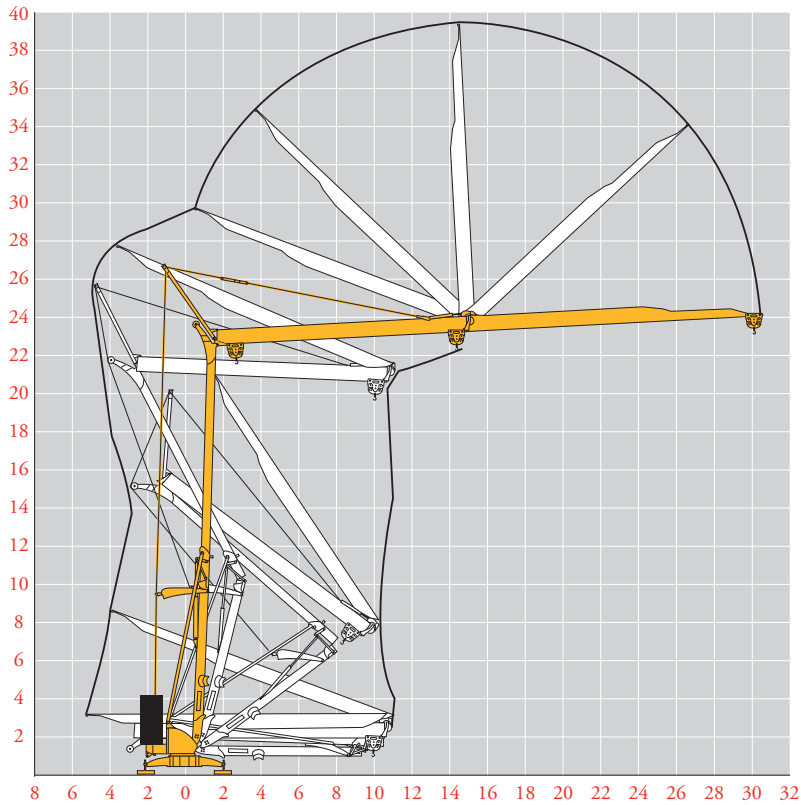
LXR₃

		LXR ₃					LXR ₃					ch - PS hp	kW	
	15 LVF 10 Optima	m/min	3,6	18	30	49	66						15	11
		kg	2000	2000	2000	1100	500							
		m/min	3,6	18	30	54	66	1,8	8,9	15	27	33		
		kg	2000	2000	2000	1000	500	4000	4000	4000	2000	1000		
	3 DVF5	m/min	19 - 41										3	2,2
	RVF+31	ω /min U/min rpm	0 → 0,8										2	1,5
CEI 38  IEC 38						 kVA								
400 V (+6% -10%) 50 Hz						15 LVF 10 : 20 kVA								



Montage
Montage
Erection
Montaje
Montaggio
Montagem
Монтаж

LXR₃



FR
Levage
Distribution
Orientation

DE
Heben
Katzfahren
Schwenken

EN
Hoisting
Trolleying
Slewing

ES
Elevación
Distribución
Orientación

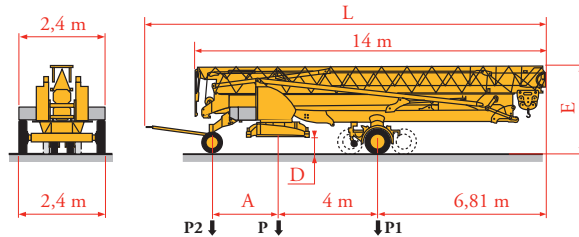
IT
Sollevamento
Distribuzione
Rotazione

PT
Elevação
Distribuição
Rotação

RU
Подъем
Перемещение каретки
Поворот

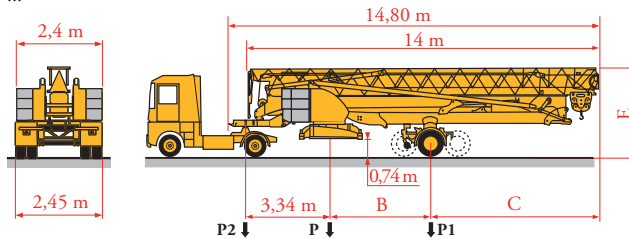
Transport
Transport
Transport
Transporte
Trasporto
Transporte
Транспортировка

LXR 5



	Km/h	A (m)	D (m)	E (m)	L (m)	P (kg)	P1 (kg)	P2 (kg)
DS62/S120	10	2,35	0,36/0,21	3,2/3,05	15,48	15405	9480	5925
DS61/S125	25	2,45	0,36/0,21	3,2/3,05	15,77	15755	9782	5973

... **



	Km/h	B (m)	C (m)	E (m)	P (kg)	P1 (kg)	P2 (kg)
SL121/J135	25	4,00	6,81	3,85	23070/16670	13200/11460	9870/5210
SL122/J215M	80	4,07	6,74	3,58	24140/17740	14170/12430	9970/5310

... **



**

FR

Transport grue toute lestée.

Voir documentations techniques.

DE

Krantransport mit voller Ballastierung.

Siehe technische Dokumentation.

EN

Transport of crane with full ballast.

See technical documentations.

ES

Transporte grúa completamente lastrada.

Consulte la documentación técnica.

IT

Trasporto con gru completamente zavorrata. Vedere la documentazione tecnica.

PT

Transporte de grua totalmente balastada. Consultar documentação técnica.

RU

Перевозка крана с полным балластом см. техническую документацию



Document commercial non contractuel. Pour toute information technique se référer à la notice correspondante.

Unverbindliches Vertriebsdokument. Für technische Informationen, siehe die entsprechenden Anweisungen.

This commercial document is not legally binding. For any technical information, please refer to the corresponding instructions.

Documento comercial no contractual. Para cualquier información técnica, ver la noticia correspondiente.

Documento commerciale non vincolante, per tutte le informazioni tecniche fare riferimento al catalogo istruzioni.

Documento comercial não contratual. Para qualquer informação técnica complementar consultar as respectivas instruções.

Этот коммерческий документ не является юридически обязательным. Для получения технической информации, см. соответствующие инструкции.

SW-Mietservice
Baumaschinen und Baugeräte

SW-Mietservice GmbH&Co.KG

Herzogstraße 8

49762 Renkenberge

Tel.: 05933-6466880

Fax: 05933-6466881

E-Mail: Info@sw-mietservice.de

Manitowoc

Manitowoc - Americas - World Headquarters

2400 S. 44th Street • Manitowoc • WI 54220 USA
Tel: +1 920 684 4410 • Fax: +1 920 652 9778

Manitowoc - Europe, Middle East & Africa

Ecully, France
18, rue de Charbonnières B.P. 173 • 69132 ECULLY Cedex • FRANCE
Tel: +33 (0)4 72 18 20 20 • Fax: +33 (0)4 72 18 20 00

Manitowoc - Asia Pacific

16F Xu Hui Yuan Building,
1089 Zhongshan No.2 Road (S) • Shanghai 200030 China
Tel: +86 21 6457 0066 • Fax: +86 21 6457 4955