

# GRU A TORRE

# GA 724 | 2000

GRU AUTOMATICA CON  
MONTAGGIO IDRAULICO

*GA compact*



*GX*



*GHS topless*



**FB GRU**  
LIFT YOUR GOALS!

*FB F.lli Butti s.r.l.*

*Via XXV Aprile, 58*

*23868 Valmadrera (LC) - Italia*

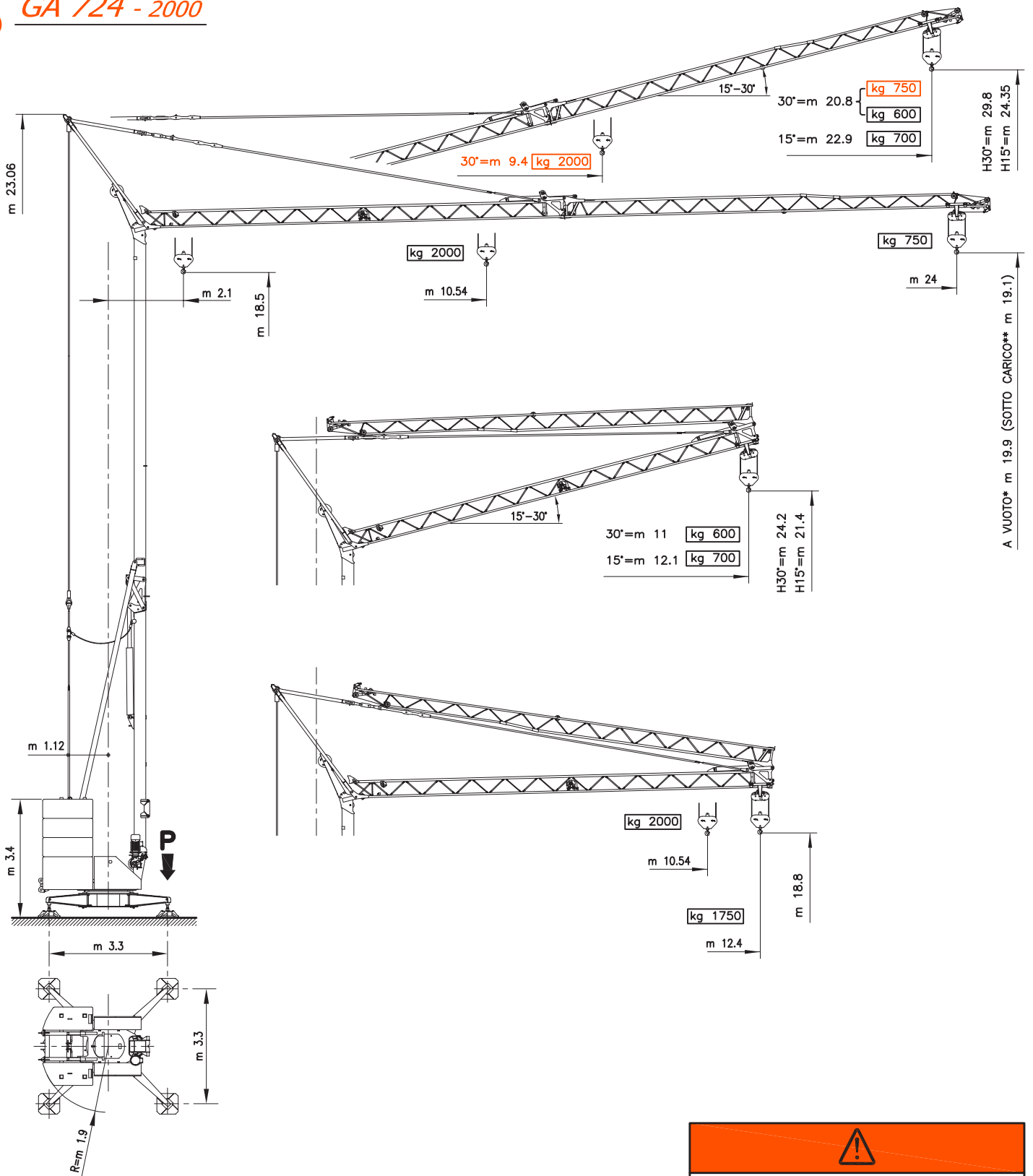
*Tel. 0341.581108 - Fax 0341.200253*

*E-mail : fbgru@fbgru.it - <http://www.fbgru.it>*



FEM 1.001 - A3  
EN 14439 - C25

# GA 724 - 2000

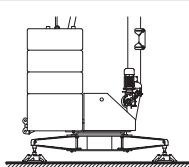
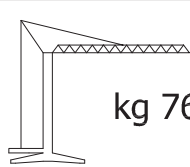


\* SIN CARGA    \*\* CARGADO  
 OFF-LOAD      LOADED  
 UNBELASTET    BELASTET  
 A VIDE         EN CHARGE

**!**

In arancione valori configurazione con dispositivo per 30°  
 En valores de configuracion naranja con dispositivo para 30°  
 In orange, configuration values with device for 30°  
 In orange, Konfigurationswerte mit Einrichtung fur 30°  
 En rouge le valeurs de configuration avec dispositif pour 30°


| <b>P</b>           |                       |
|--------------------|-----------------------|
| kg 13050           | kg 10500              |
| <i>In servizio</i> | <i>Fuori servizio</i> |
| En servicio        | Fuera de servicio     |
| In service         | Out of service        |
| In betrieb         | Außer betrieb         |
| En service         | Hors service          |


| <b>⊕</b>  |   |
|---|---|
|    | N° 6x1519<br>N° 2x2620<br><b>kg 22004</b> |
|  | <b>kg 7650</b>                            |


# MECCANISMI

MECANISMOS – MECHANISMS  
ANTRIEBE – MÉCANISMES

|   |   |   |   |
|---|---|---|---|
| <b>MOVIMENTO</b><br>MOVIMIENTO<br>MOVEMENT<br>BEWEGUNG<br>MOUVEMENT | <b>ALIMENTAZIONE</b><br>ALIMENTACION<br>OPERATING VOLTAGE<br>BETRIEBSSPANNUNG<br>TENSION DE SERVICE | <b>PRESTAZIONI</b><br>FUNCIONAMIENTOS<br>PERFORMANCES<br>LEISTUNGEN<br>EXÉCUTIONS |  |
|---|---|---|---|

|   |                      |       |                          |                          |                          |                          |           |
|---|----------------------|-------|--------------------------|--------------------------|--------------------------|--------------------------|-----------|
| <b>SOLLEVAMENTO</b><br>ELEVACION – HOISTING<br>HEBEN – LEVAGE<br><br><br><b>INVERTER</b> | 230 - 400 V<br>50 Hz | 230 V | 1 <sup>a</sup> m/1' - kg | 2 <sup>a</sup> m/1' - kg | 3 <sup>a</sup> m/1' - kg | 4 <sup>a</sup> m/1' - kg | kW<br>9.2 |
|   |                      |       | 4                        | 12                       | 20                       |                          |           |
|   |                      | 400 V | 4                        | 24                       | 37                       | 46                       |           |
|   |                      |       | 2000                     | 2000                     | 750                      | 600                      |           |

|   |                      |                     |                     |                     |           |
|---|----------------------|---------------------|---------------------|---------------------|-----------|
| <b>CARRILLO</b><br>CARRILLO – JIB TROLLEY<br>LAUFKATZE – DISTRIBUTION<br><br><br><b>INVERTER</b> | 230 - 400 V<br>50 Hz | 1 <sup>a</sup> m/1' | 2 <sup>a</sup> m/1' | 3 <sup>a</sup> m/1' | kW<br>2.2 |
|   |                      | 19                  | 30                  | 54                  |           |

|  |                      |                     |                     |                     |           |
|--|----------------------|---------------------|---------------------|---------------------|-----------|
| <b>ROTAZIONE</b><br>ROTACION – SLEWING<br>DREHEN – ORIENTATION<br><br><br><b>INVERTER</b> | 230 - 400 V<br>50 Hz | 1 <sup>a</sup> g/1' | 2 <sup>a</sup> g/1' | 3 <sup>a</sup> g/1' | kW<br>2.2 |
|  |                      | 0 → 0.15            | 0.15 → 0.60         | 0.60 → 0.85         |           |



Conforme alle direttive  
CEE sul livello acustico  
2000/14/CE

Conforme con las directivas  
CEE sobre el nivel acustico

In compliance with the EEC  
instructions on noise level

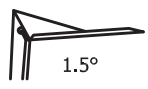
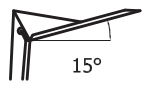
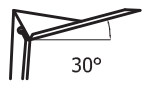
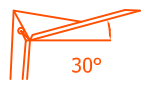
Gemäss EWG-Richtlinien für  
den Schall-Leistungspegel

Conforme aux directives CEE  
sur le niveau acoustique

# CURVE DI CARICO


CURVAS DE CARGAS – LOAD DIAGRAMS  
LASTKURVEN – COURBES DE CHARGES

V24 

|   |    |      |   |      |      |      |      |      |      |     |     |     |     |      |
|---|----|------|---|------|------|------|------|------|------|-----|-----|-----|-----|------|
| <br>1.5° | m  | 2.1  | 5 | 10.5 | 11   | 12   | 13   | 15   | 17   | 19  | 21  | 22  | 23  | 24   |
|   | kg | 2000 |   |      | 1907 | 1720 | 1565 | 1321 | 1138 | 996 | 883 | 834 | 790 | 750  |
| <br>15°  | m  | 2.1  | 5 | 7    | 9    | 11   | 13   | 15   | 17   | 19  | 20  | 21  | 22  | 22.9 |
|   | kg | 700  |   |      |      |      |      |      |      |     |     |     |     |      |
| <br>30°  | m  | 2.1  | 5 | 7    | 9    | 11   | 13   | 15   | 16   | 17  | 18  | 19  | 20  | 20.8 |
|   | kg | 600  |   |      |      |      |      |      |      |     |     |     |     |      |
| <br>30°  | m  | 2.1  | 5 | 7    | 9.4  | 11   | 13   | 15   | 16   | 17  | 18  | 19  | 20  | 20.8 |
|   | kg | 2000 |   |      |      | 1790 | 1462 | 1229 | 1055 | 919 | 863 | 811 | 765 | 750  |

# POTENZA RICHIESTA

POTENCIA-ELECTRICA NECESARIA – NECESSARY ELECTRIC POWER  
KRAFTBEDARF – PUISSANCE ELECTRIQUE NECESSAIRE

|   |                       |                        |
|---|-----------------------|------------------------|
|  | 3 kW<br>230 V - 50 Hz | 12 kW<br>400 V - 50 Hz |
|---|-----------------------|------------------------|

GA 724 - 2000

Con riserva di modifiche  
documento commerciale  
non vincolante

Derecho de modificaciones reservadas  
documento comercial no contractual

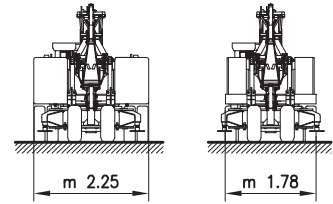
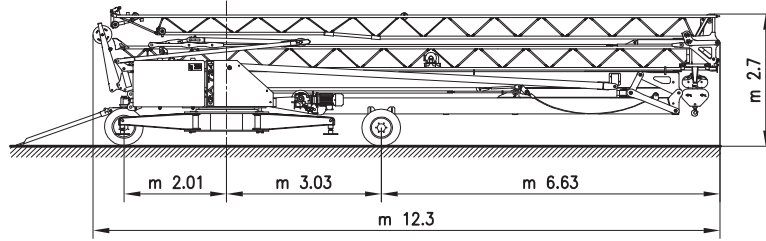
Subject to change without notice  
commercial document not legally  
binding

Anderungen vorbehalten  
Unverbindliches  
Vertriebsdokument

Modifications réservées  
document commercial  
non contractuel

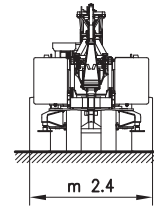
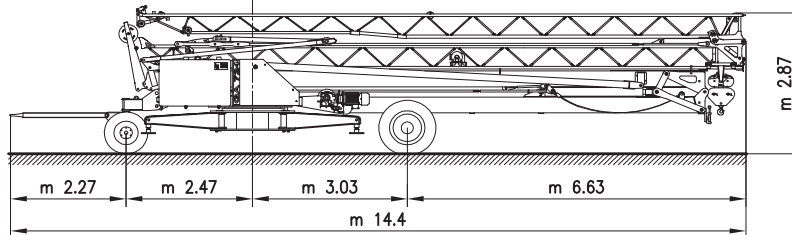
**TRASPORTO** TRANSPORTE — TRANSPORT  
TRANSPORT — TRANSPORT

5  
km/h



FB25K2

25  
km/h



**MONTAGGIO** MONTAJE — ERECTION  
MONTAGE — MONTAGE

