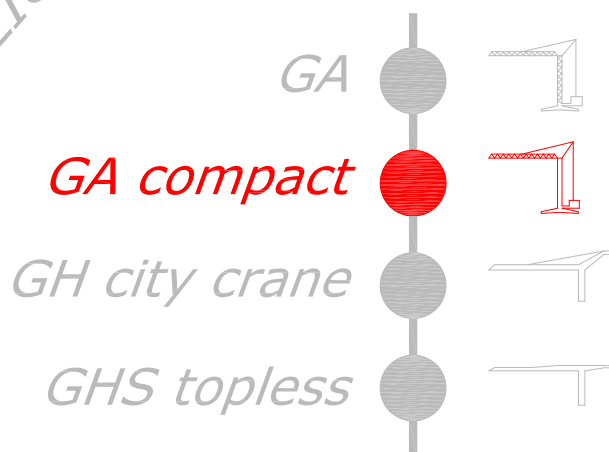


GRU A TORRE

GA 727D

GRU AUTOMATICA CON
MONTAGGIO IDRAULICO



FB F.lli Butti s.r.l.

Via XXV Aprile, 58

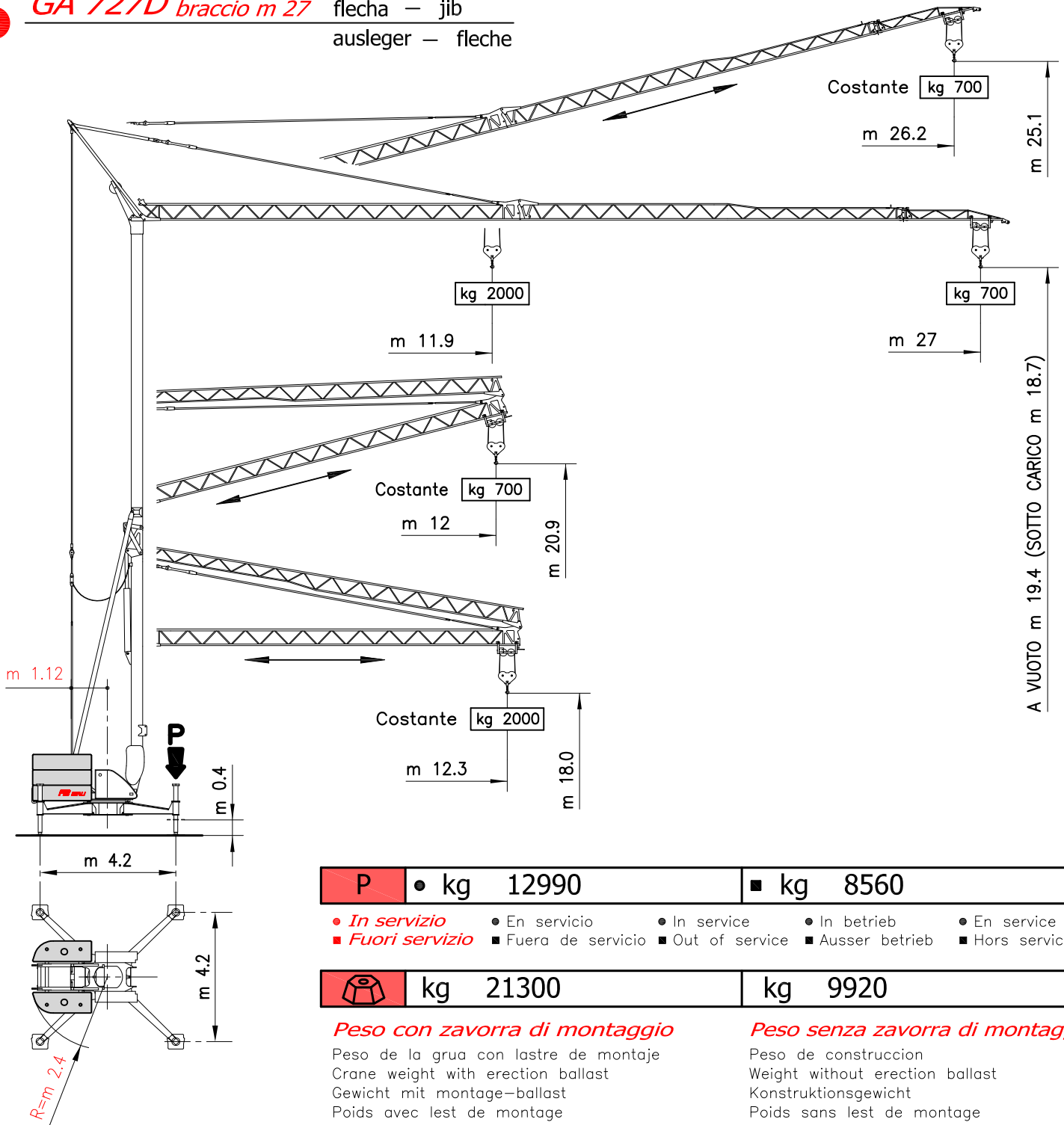
23868 Valmadrera (LC) - Italia

Tel. 0341.581108 - Fax 0341.200253

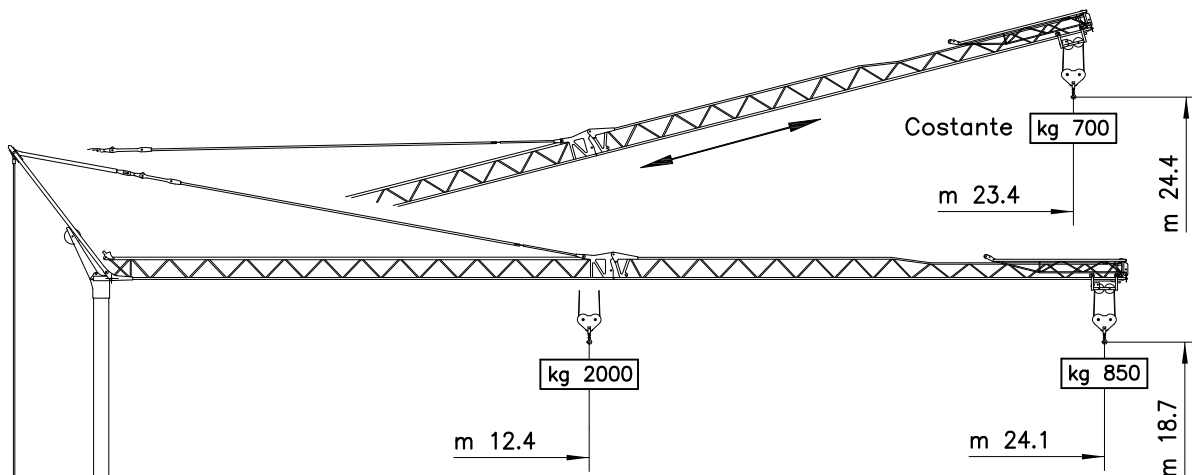
E-mail : fbgru@fbgru.it - <http://www.fbgru.it>





GA 727D braccio m 27 flecha – jib
ausleger – fleche





GA 727D braccio m 24 flecha – jib
ausleger – fleche



| | | | |
|---|---|---|---|
| MOVIMENTO MOVIMIENTO MOVEMENT BEWEGUNG MOUVEMENT | ALIMENTAZIONE ALIMENTACION OPERATING VOLTAGE BETRIEBSSPANNUNG TENSION DE SERVICE | PRESTAZIONI FUNCIONAMIENTOS PERFORMANCES LEISTUNGEN EXÉCUTIONS |  |
|---|---|---|---|

| | | 1 ^a m/1' - kg | 2 ^a m/1' - kg | | 3 ^a m/1' - kg | | kW 9.2 |
|---|----------------|--------------------------|--------------------------|------|--------------------------|------|-----------|
| SOLLEVAMENTO ELEVACION — HOISTING HEBEN — LEVAGE  INVERTER | 400 V 50 Hz | 5 ↑↓ | 26 ↑ | 27 ↓ | 38 ↑ | 40 ↓ | |
| | | 2000 | 2000 | | 1000 | | |

| | | 1 ^a m/1' | 2 ^a m/1' | 3 ^a m/1' | kW 2.2 |
|---|----------------|---------------------|---------------------|---------------------|-----------|
| CARRELLO CARRILLO — JIB TROLLEY LAUFKATZE — DISTRIBUTION  INVERTER | 400 V 50 Hz | 15 | 26 | 39 | |

| | | 1 ^a g/1' | 2 ^a g/1' | 3 ^a g/1' | kW 2.2 |
|---|----------------|---------------------|---------------------|---------------------|-----------|
| ROTAZIONE ROTACION — SLEWING DREHEN — ORIENTATION  INVERTER | 400 V 50 Hz | 0 → 0.19 | 0.19 → 0.46 | 0.46 → 0.85 | |



Conforme alle direttive
CEE sul livello acustico
2000/14/CE

Conforme con las directivas
CEE sobre el nivel acustico

In compliance with the EEC
instructions on noise level


Gemass EWG-Richtlinien für
den Schall-Leistungspegel

Conforme aux directives CEE
sur le niveau acoustique

CURVE DI CARICO

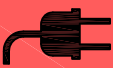
CURVAS DE CARGAS — LOAD DIAGRAMS
LASTKURVEN — COURBES DE CHARGES

| m | 11.9 | 12.4 | 14 | 15 | 17 | 19 | 21 | 23 | 24.1 | 25 | 27 |
|----|------|------|------|------|------|------|------|-----|------|-----|-----|
| kg | 2000 | 1910 | 1652 | 1522 | 1310 | 1145 | 1015 | 906 | 859 | 816 | 700 |
| | | 2000 | 1707 | 1581 | 1360 | 1185 | 1048 | 938 | 850 | | |

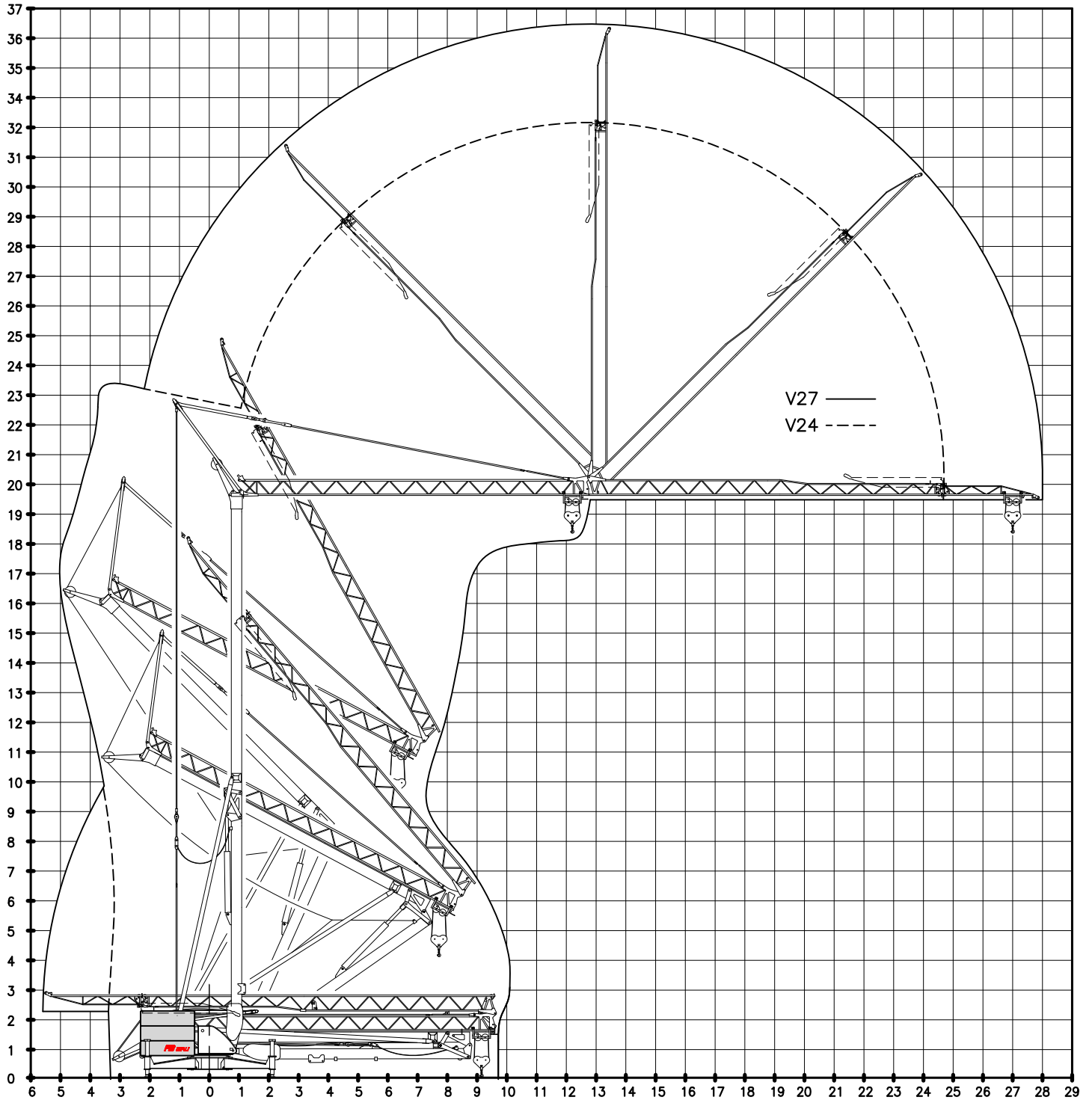
| | | |
|--|---|---------------|
| BRACCIO IMPENNATO FLECHA IZADA LUFFING JIB AUSLEGER IN STEILSTELLUNG FLÈCHE RELEVÉE |  Carrellino distributore Carrellino distribuidor — Traversing trolley Verfahrbare laufkatze — Chariot distributeur | kg 700 |
|--|---|---------------|

POTENZA RICHIESTA

POTENCIA-ELECTRICA NECESARIA — NECESSARY ELECTRIC POWER
KRAFTBEDARF — PUISSANCE ELECTRIQUE NECESSAIRE

| | | |
|--|--|----------------|
|  400 V - 50 Hz | SOLLEVAMENTO ELEVACION — HOISTING — HEBEN — LEVAGE | kg 2000 |
| 15 kVA (12 kW) | | |

MONTAGGIO MONTAJE — ERECTION
MONTAGE — MONTAGE



TRASPORTO TRANSPORTE — TRANSPORT
TRANSPORT — TRANSPORT

