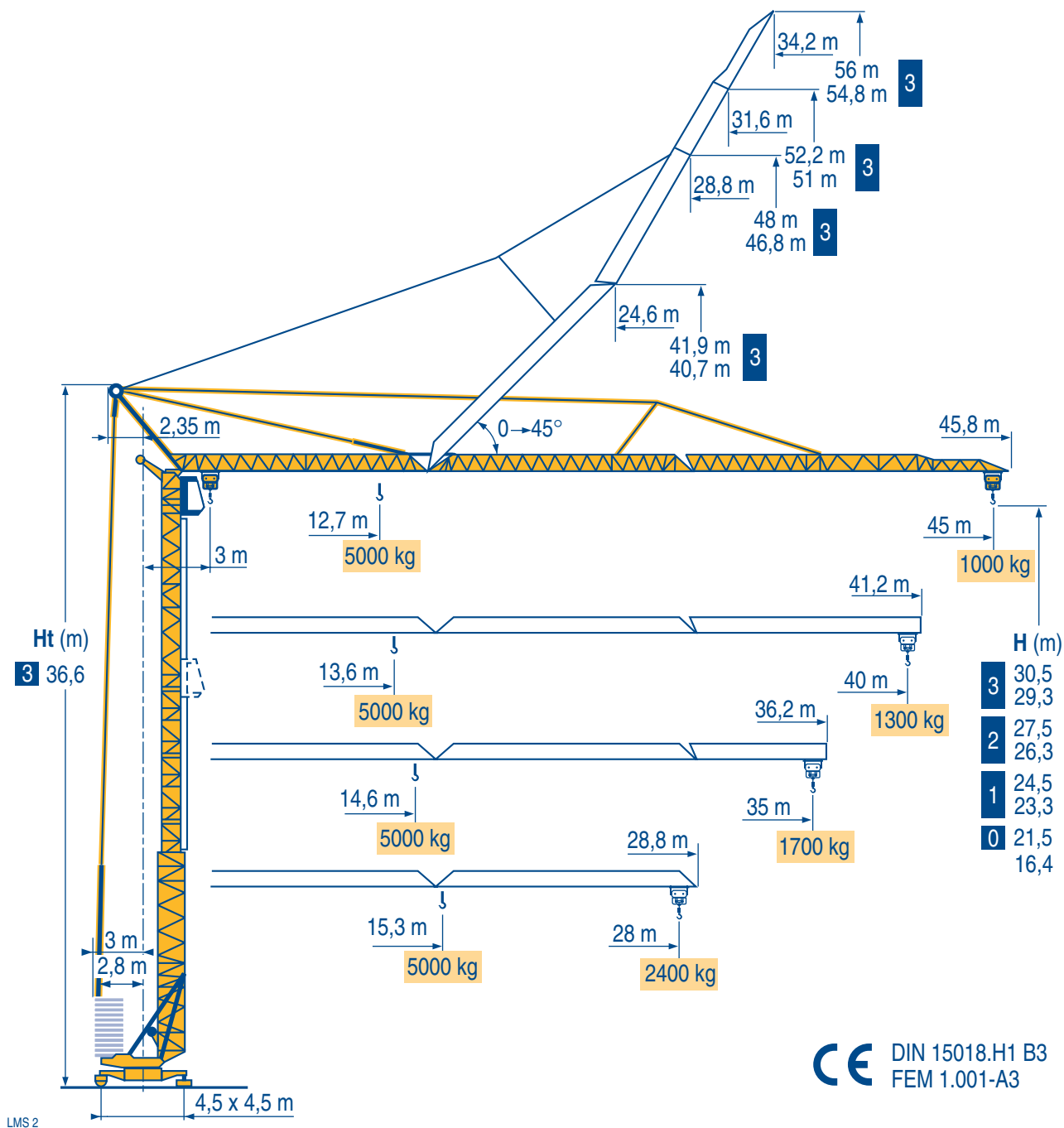


GTMR 346 A



CE DIN 15018.H1 B3
FEM 1.001-A3

- Igo HD
Igo M
HDM
- HDT
- GTMR
- CITY CRANE
- TOPKIT MD
MAXI MD
- MAXI TOPKIT
- Topless MDT
- MR



Courbes de charges
Lastkurven



Load diagrams
Curvas de cargas



Curve di carico
Curva de cargas



45 m	3 ▶	12,7	15	17	19	20	23	25	27	30	33	35	37	40	43	45	m
		5000	4070	3480	3040	2850	2390	2160	1960	1710	1520	1400	1300	1180	1070	1000	kg

40 m	3 ▶	13,6	15	17	19	20	23	25	27	30	33	35	37	40	m
		5000	4440	3800	3320	3110	2620	2360	2150	1880	1670	1550	1440	1300	kg

35 m	3 ▶	14,6	15	17	19	20	23	25	27	30	33	35	m
		5000	4830	4140	3610	3390	2860	2580	2350	2060	1830	1700	kg

28 m	3 ▶	15,3	17	19	20	23	25	27	28	m
		5000	4400	3850	3610	3050	2760	2510	2400	kg

LMS 1

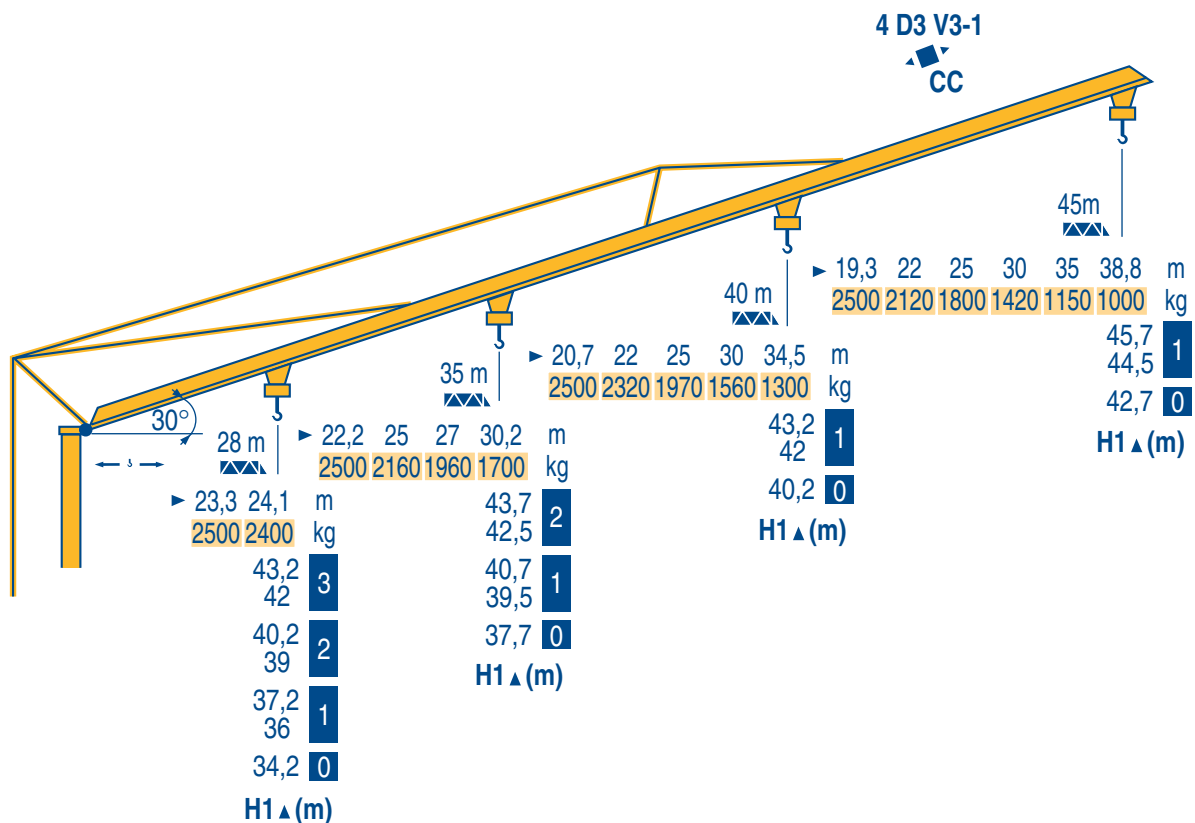
Flèche relevée
Ausleger in Steilstellung



Luffing jib
Flecha izada



Braccio impennato
Lança inclinada



LMS 2

CC Chariot distributeur et courbes de charges

F Verfahrbare laufkatze und lastkurven

D Traversing trolley and load diagrams

GB Carro distribuidor y curvas de cargas

E Carrellino distributore e curve di carico

I Carro distribuidor e curva de cargas

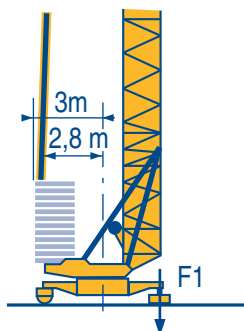
Réactions
Eckdrücke



Reactions
Reacciones



Reazioni
Reações



F1 ● 32 t ■ 24,5 t

👤 19,2 t

LMS 1

●	Réactions en service	F	Reaktionskräfte in Betrieb	D	Reactions in service	GB	Reacciones en servicio	E	Reazioni in servizio	I	Reações em serviço	P
■	Réactions hors service		Reaktionskräfte außer Betrieb		Reactions out of service		Reacciones fuera de servicio		Reazioni fuori servizio		Reações fora de serviço	
👤	A vide sans lest (ni train de transport) avec flèche et hauteur maximum		Ohne Last, Ballast (und Transportachse), mit Maximalausleger und Maximalhöhe.		Without load, ballast (or transport axles), with maximum jib and maximum height.		Sin carga, sin lastre, (ni tren de transporte), flecha y altura máxima.		A vuoto, senza zavorra (ne assali di trasporto) con braccio massimo e altezza massima.		Sem carga (nem trem de transporte)-sem lastro com lança e altura máximas.	

Mécanismes
Antriebe



Mechanisms
Mecanismos



Meccanismi
Mecanismos



			👤			👤			ch - PS hp	kW
			🐢	🐢	🐇	🐢	🐢	🐇		
▲ ● ▼	20 TDPC 12	m/min	9	27,5	55	4,5	13,7	27,5	20	15
		Kg	2500	2500	1500	5000	5000	3000		
▲ ● ▼	20 LVF 12	m/min	5,5	27,5	55	2,7	13,7	27,5	20	15
		Kg	2500	2500	1500	5000	5000	3000		
◀ ■ ▶	4 D3 V3-1	m/min	15 - 30 - 58						4	3
🌀	RCV 51	tr/min U/min rpm	0 → 0,8						6	4,4
🌀 R ≥ 8 m	TDV 324	m/min	25						2 x 4	2 x 3
	TB 124	m/min	25						2 x 4	2 x 3
CEI 38		🔌	IEC 38		KVA			🎧		
400 V (+6% -10%) 50 Hz					30 kVA			2000/14		

LMS2

▲ ◀ ■ ▶	Levage	F	Heben	D	Hoisting	GB	Elevación	E	Sollevamento	I	Elevação	P
🌀	Distribution		Katzfahren		Trolleying		Distribución		Distribuzione		Distribuição	
🌀	Orientation		Schwenken		Slewing		Orientación		Rotazione		Rotação	
◀ ● ▶	Translation		Kranfahren		Travelling		Traslación		Traslazione		Translação	
🎧	Conforme aux directives CEE sur le niveau acoustique		Gemäss EWG-Richtlinien für den Schall-Leistungspegel		In compliance with the EEC Instructions on noise level		Conforme con las directivas CEE sobre el nivel acustico		Conforme alle direttive CEE sul livello acustico		Conforme as directivas CEE sobre o nível acústico	

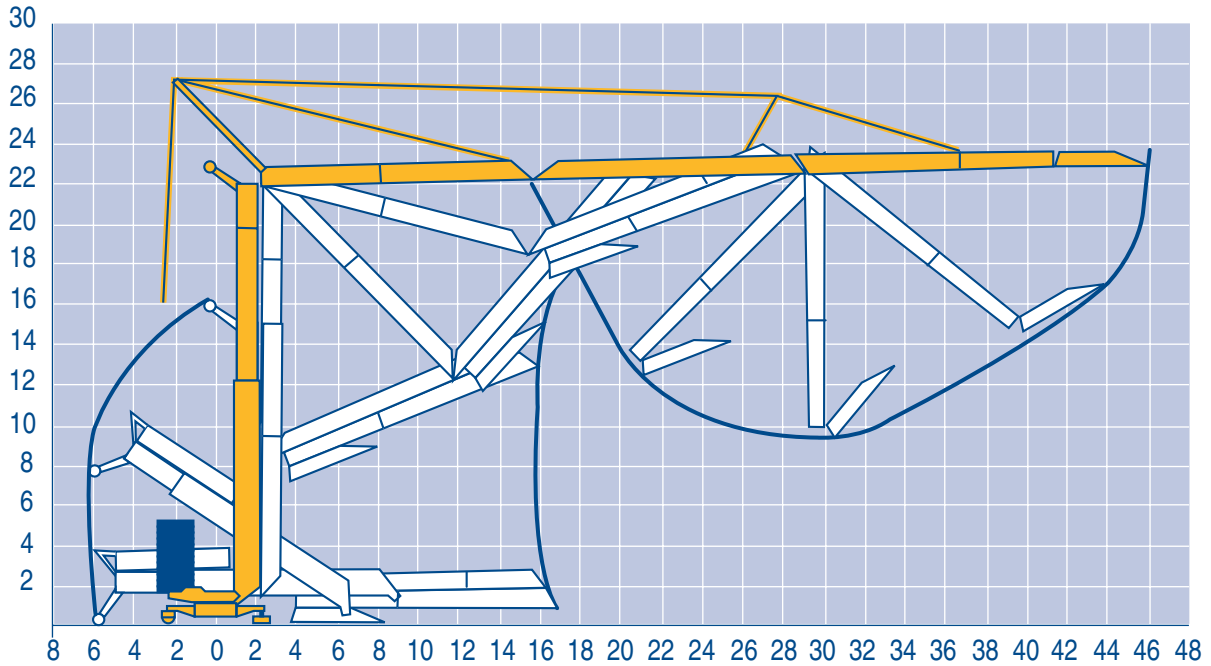
Montage
Montage



Erection
Montaje



Montaggio
Montagem



LMS 1

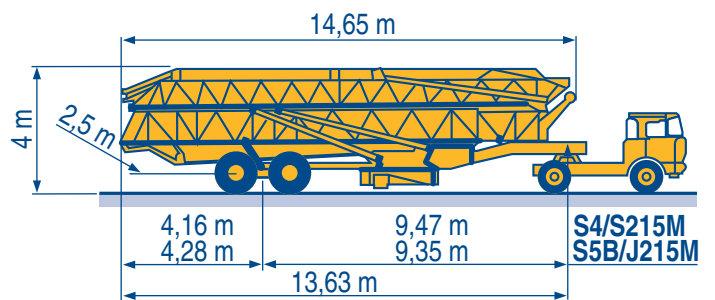
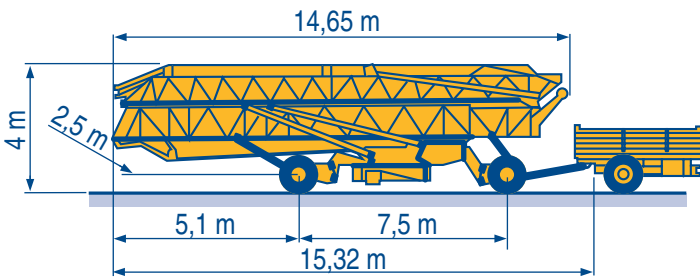
Transport
Transport



Transport
Transporte



Trasporto
Transporte



DJ126M/S215M 15A/25A

S4/S215M S5B/J215M

LMS 2



Document commercial non contractuel. Pour toute information technique se référer à la notice correspondante

Unverbindliches Vertriebsdokument. Für technische Informationen, siehe die entsprechenden Anweisungen.

This commercial document is not legally binding. For any technical information, please refer to the corresponding instructions.

Documento commercial non contractuel. Para cualquier información técnica, ver la noticia correspondiente.

Documento commerciale non vincolante, per tutte le informazioni tecniche fare riferimento al catalogo istruzioni

Documento comercial não contratual. Para qualquer informação técnica complementar consultar as respectivas instruções

Manitowoc
Crane Group

POTAIN
Manitowoc Crane Group

18, rue de Charbonnières - B.P.173
69132 ECULLY Cedex - France

Tél. : (33) 4 72 18 20 20

Fax. : (33) 4 72 18 20 00

www.manitowoccrane.com www.potain.com

Copyright.Reproduction interdite © POTAIN 1997

GTMR 346 A

Réf. 1997.44 LMS 8

Reserva de modificaciones

Modifiche riservate

Modificaciones reservadas

Subject to modification

Änderungen vorbehalten

Modifications réservées

Printed in France

Réalisation HeadLines